


Revision Strategies

12.03.26



General Information

Mock Exam Results – 13th March

Study leave – t.b.c

Exam window 1st May – 23rd June

Coursework deadlines

Contingency day – 24th June

1

You **must** be on time for all your examinations.

2

Possession of a mobile phone or other unauthorised material **is not allowed** even if you do not intend to use it. You will be subject to penalty and possible disqualification from the exam/qualification.

3

You **must not** talk to, attempt to communicate with or disturb other candidates once you have entered the examination room.

4

You **must** follow the instructions of the invigilator.

5

You **must not** sit an examination in the name of another candidate.

6

You **must not** become involved in any unfair or dishonest practice in any part of the examination.

7

If you are confused about anything, only speak to an invigilator.

- Check personal details on statement of entry is correct. These will appear on certificates.
- If a student is too unwell to attend an exam they MUST provide a doctor's note.
- Bring full equipment
- Exam times/dates cannot be changed. (Except where a student has a clash. The Exam officer will contact students concerned.)
- Results day - Thursday 13th August.

2.5 AI use in assessments

Awarding body: AQA

Qualification: A Level History NEA

A centre reported that the teacher for A Level History had concerns relating to two candidates' NEA submissions. The concerns were that multiple sections were inconsistent with other parts of the candidates' work and the candidates' usual level and style of writing.

The centre used AI detection software to follow up on the teacher's concerns. The centre's review identified the following.

Candidate A: The AI detection software identified the work as being highly likely to have been generated by AI. This candidate admitted using ChatGPT to generate a guideline for their own work and claimed that they had accidentally submitted the guideline instead of their own work.

Candidate B: The AI detection software identified the work as being potentially generated by AI, and likely a combination of AI and human input. This candidate admitted using ChatGPT for some of the content of their work, for both the improvement of their own work as well as the creation of entirely new content.

The centre reported both candidates to the awarding body and provided confirmation that the candidates had been issued all relevant 'information for candidates' documents and that the candidates had signed the declaration of authenticity to declare that the work completed was their own.

Both candidates were found to have committed malpractice. Candidate A was disqualified from the A Level History qualification and candidate B received a loss of all marks gained for the A Level History NEA component.



Hermann Ebbinghaus' forgetting curve

100% of information retained

20 minutes

50

25

1 day

31 days

0

0 days

5

10

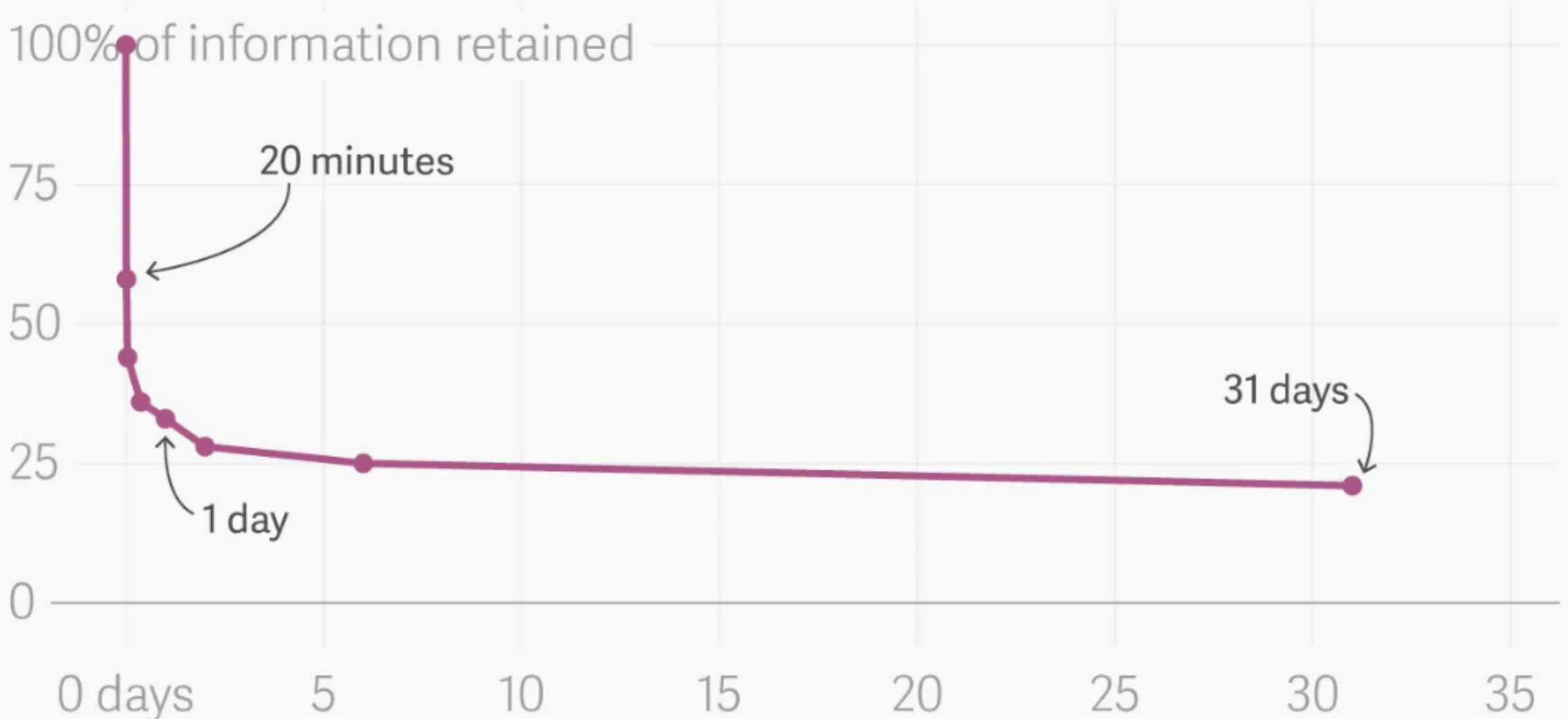
15

20

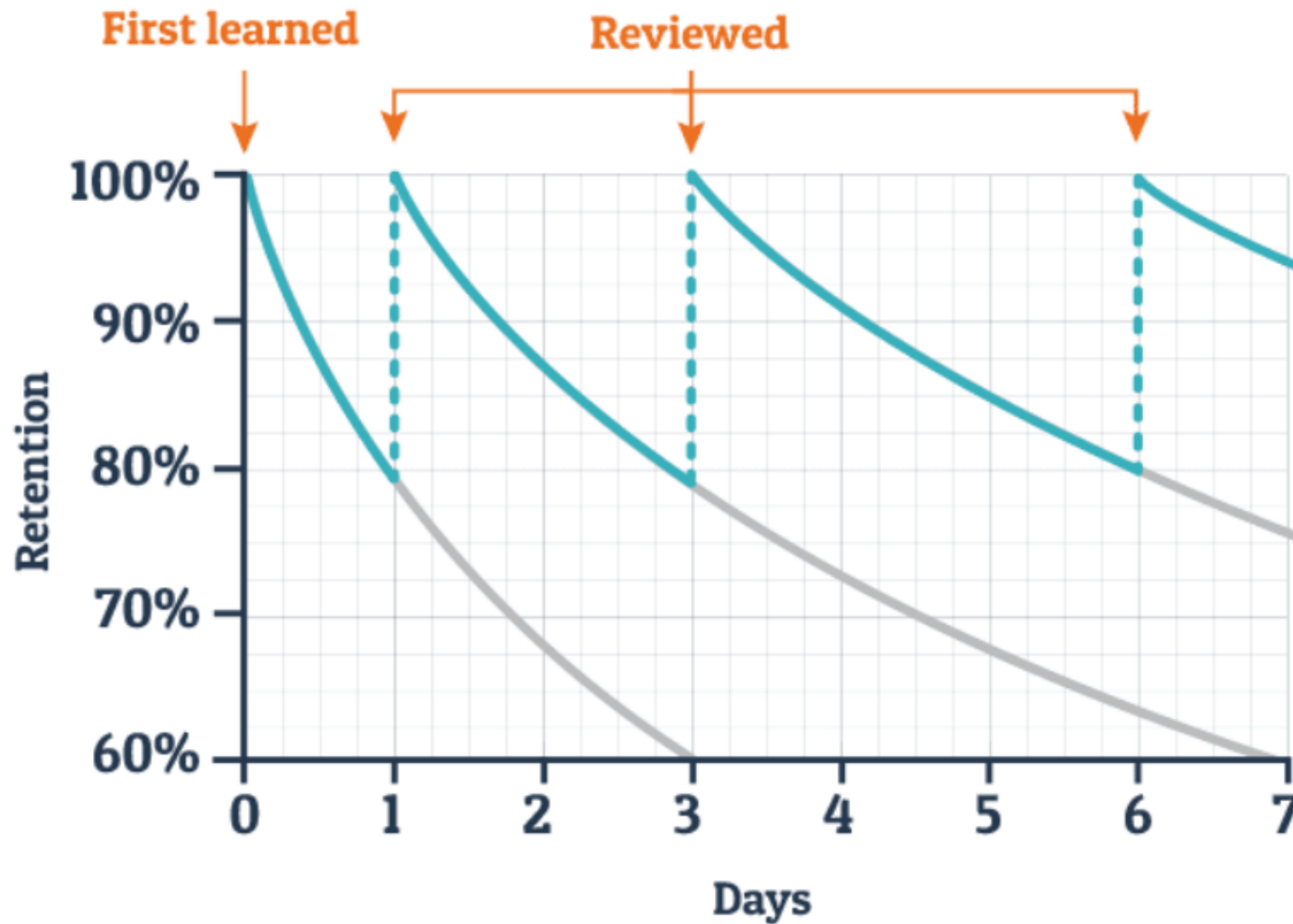
25

30

35



Typical Forgetting Curve for Newly Learned Information





Revision Strategies

- Flashcards
- The Leitner System
- Interleaving and Revision Clocks
- Solo Taxonomy
- The Feynman Technique
- Mind Mapping
- Chunking
- Note Taking
- Dual Coding
- Organisation
- External support

contains fat droplets and waste products. There is usually a single, large contractile vacuole present. Sometimes a number of these vacuoles are found.

22.2 Structure of Amoeba

Functions of cell structures

- The cell membrane keeps the cell contents in place. In addition, gases do and out through the cell membrane.
- The nucleus controls the cell.

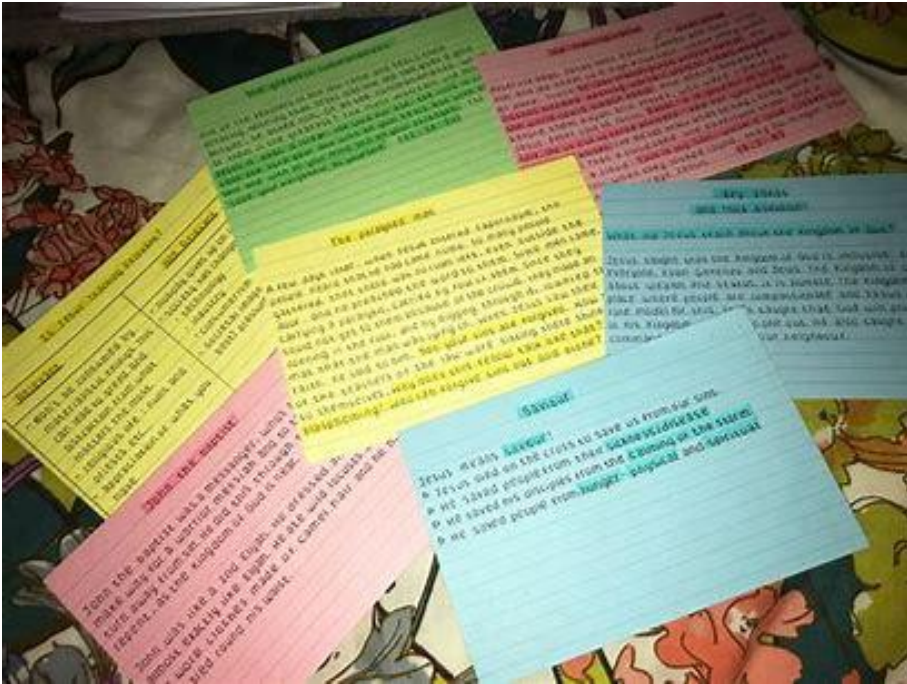
controls what enters the cell



Flashcards



- First, make sure that your flashcards are specifically tailored to the specification that you are taking – it's an easy mistake to make to do some research online and find information that is for a different specification.
- Each specification will have learning or assessment objectives – try to make cards that address these objectives.
- Phrase your flashcards as questions, rather than statements. Phrasing your flashcards as questions actually makes it easier for you to recall previously revised information when you are in your actual exam.
- Make the answer on the back as concise as possible without leaving out any information.



Leitner System

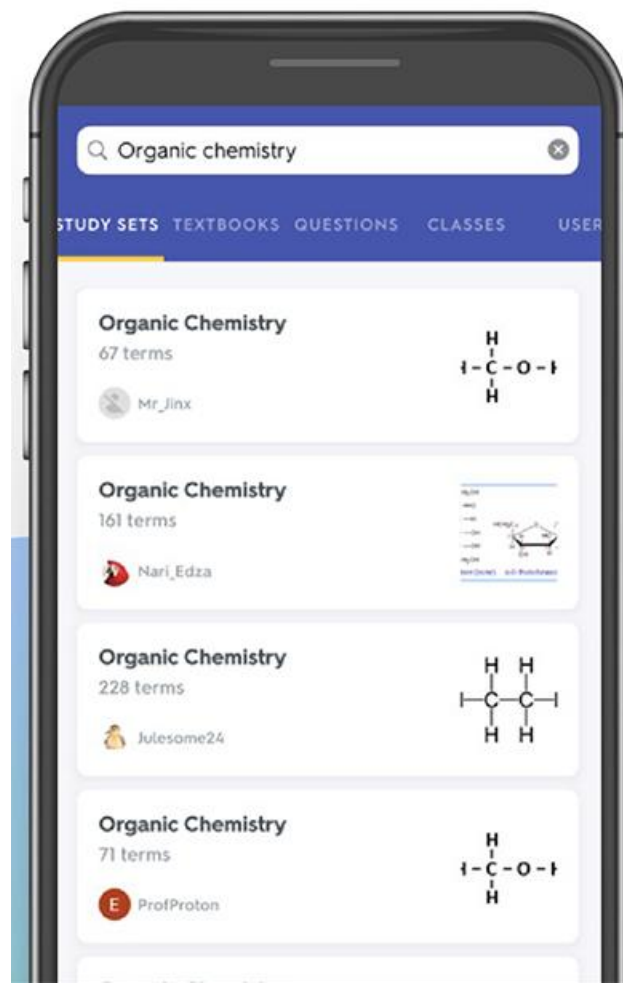


Quizlet

Quizlet is the ultimate quiz and exam prep tool.

This interactive study tool helps students of all ages learn basic and advanced topics through flashcards, detailed explanations of textbook problems, games, and practice quizzes.

One of the app's most unique features is the ability for users to create and share custom flashcards, and the platform even features double-checked solutions written by experts to help students practice more advanced topics.



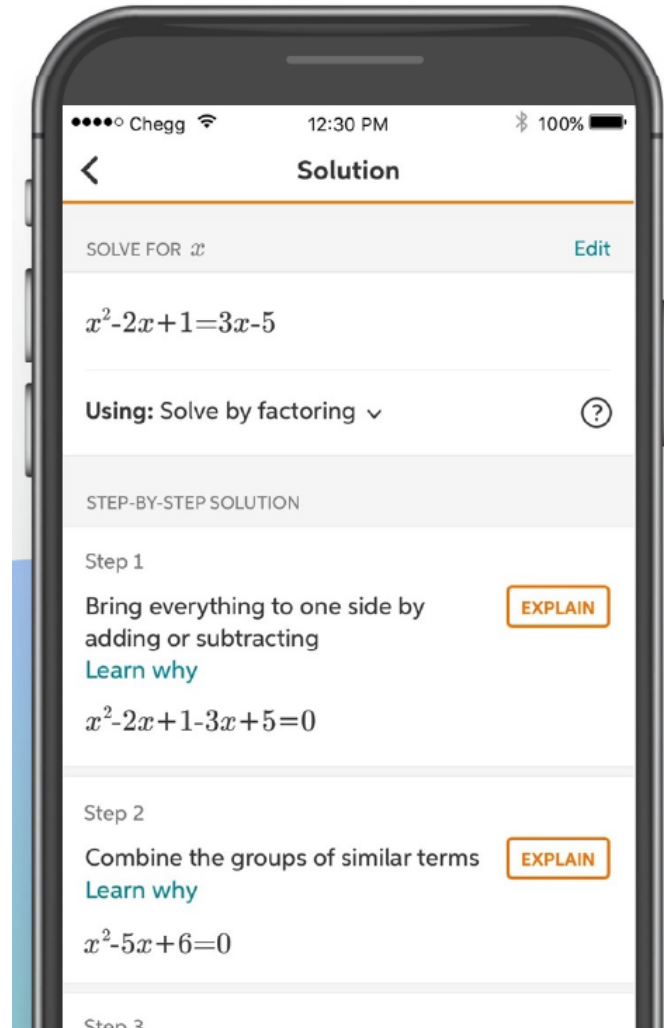
Chegg Prep

Chegg Prep is a study tool designed to help students learn new topics through flashcards.

You can create, study, and share custom flashcards with other users.

Unlike similar apps, users can even add custom audio and images to create more detailed study materials.

After creating your own flashcards, you can use them to quiz yourself and track your progress.



Anki





Interleaving

HOW TO DO IT

Switch between ideas during a study session. Don't study one idea for too long.

TOPIC

A



TOPIC

B



TOPIC

C






Interleaving

HOW TO DO IT


Go back over the ideas again in different orders to strengthen your understanding.

TOPICS
A B C



STUDY
SESSION
1

TOPICS
C B A



STUDY
SESSION
2

TOPICS
A C B




STUDY
SESSION
3



Interleaving

HOW TO DO IT

Make links between different ideas as you switch between them.





Interleaving

HOLD ON!

While it's good to switch between ideas, don't switch too often, or spend too little time on any one idea; you need to make sure you understand them.






Interleaving

HOLD ON!

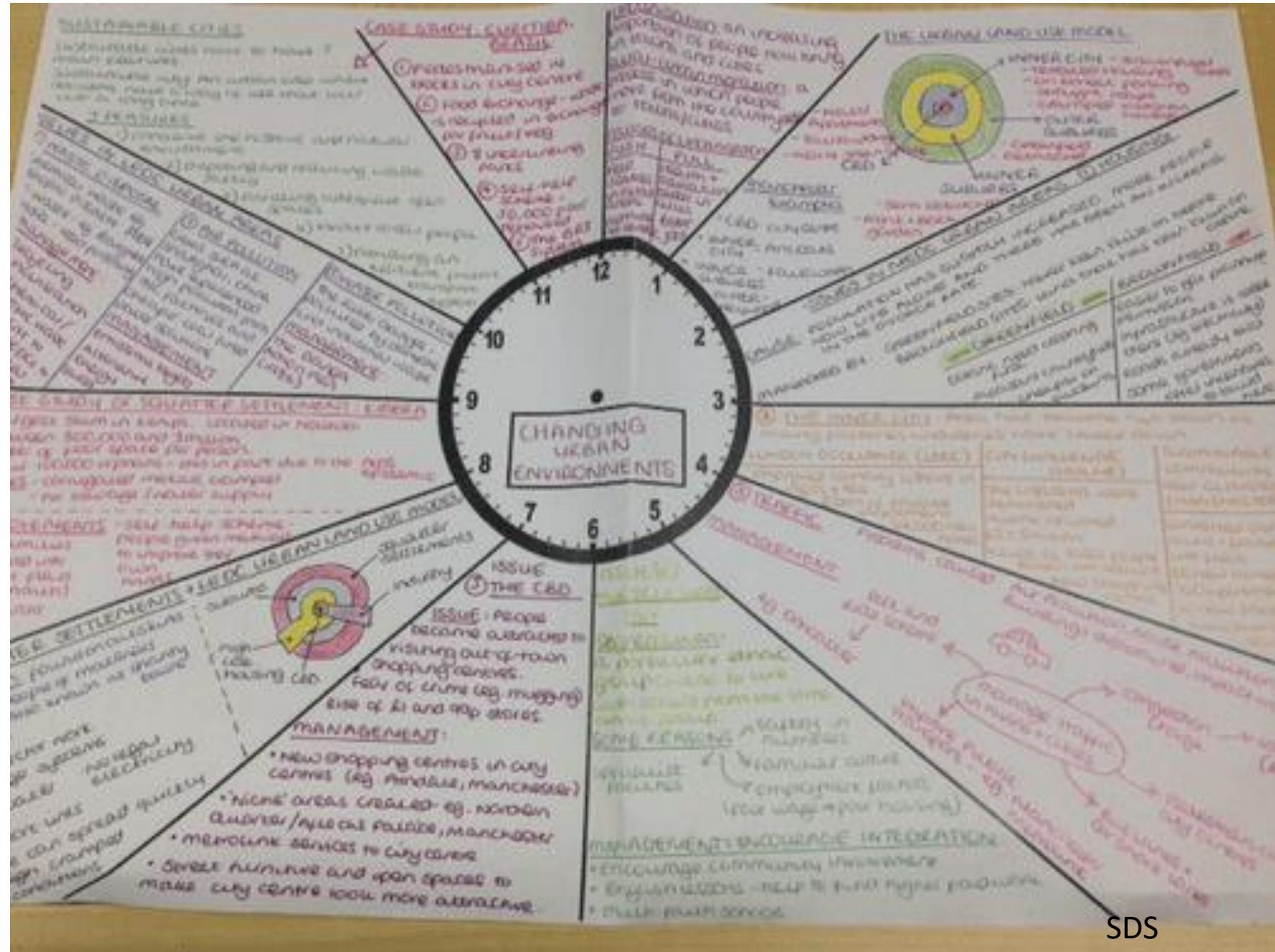
Interleaving will feel harder than studying the same thing for a long time. But don't worry - this is actually helpful to your learning!



Revision Clocks

Method 1:

- Choose a topic and break it down into 12 main categories
- Revise each section for 5 minutes
- Grab a blank clock and see how much you can recall for each section
- You could focus on quarter sections at each time rather than completing the whole clock in one go



Revision Clocks

Method 3:

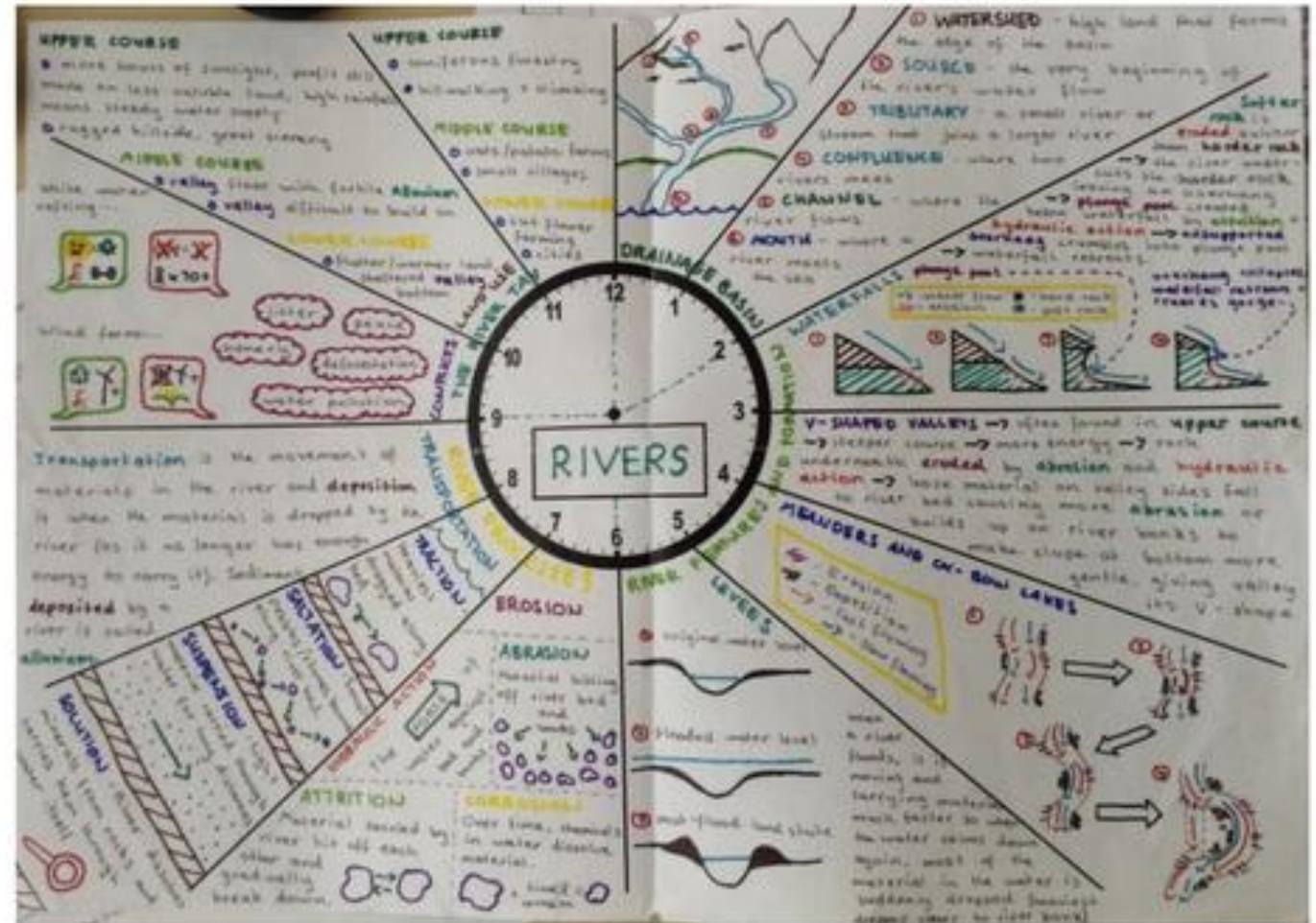
Revise a single topic.

For example, 15 minutes reading and highlighting the mark scheme.

15 minutes reading a model answer.

15 minutes annotating the answer using the mark scheme as guidance.

15 minutes reading the examiners' report/ have a go yourself.



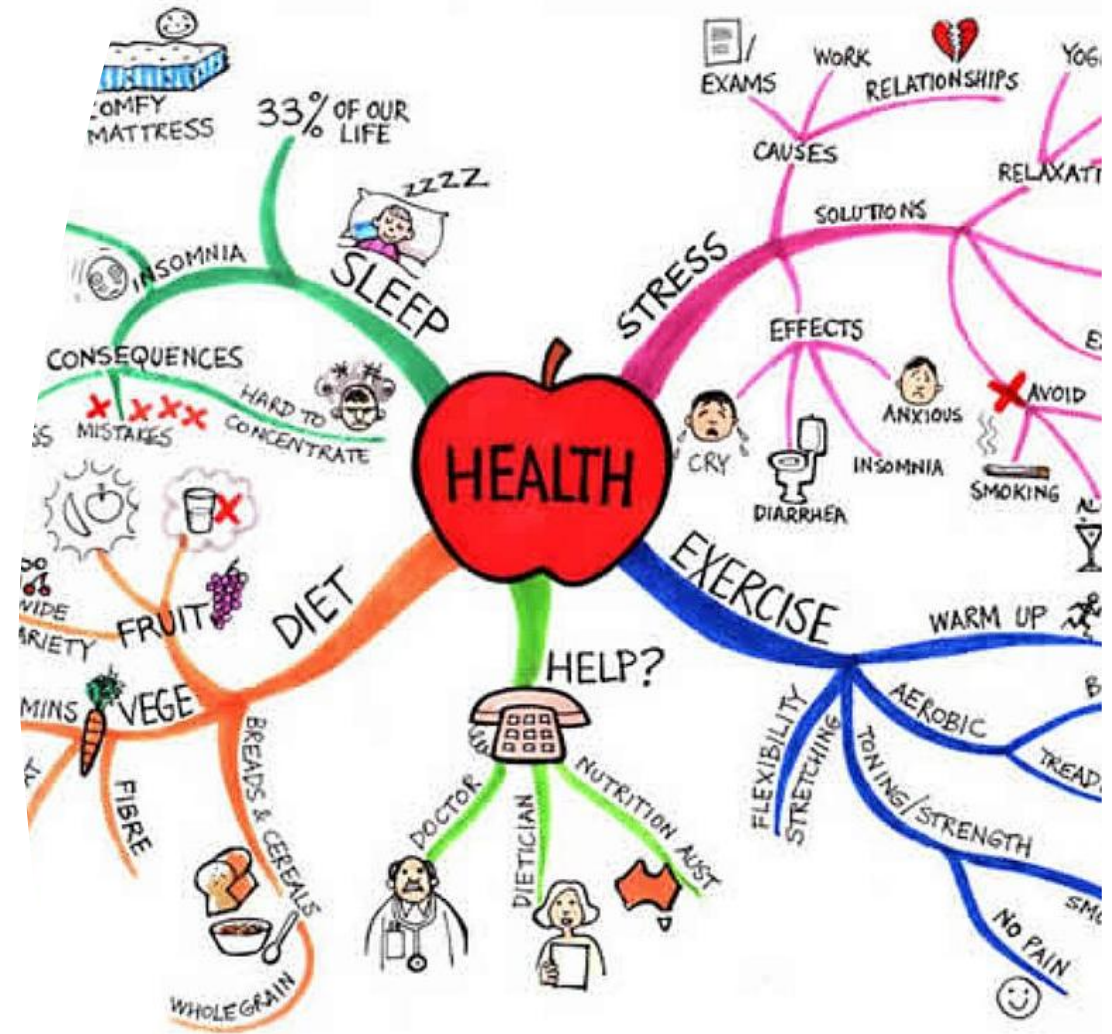
Solo Taxonomy – Hexagonal Thinking



The Feynman Technique



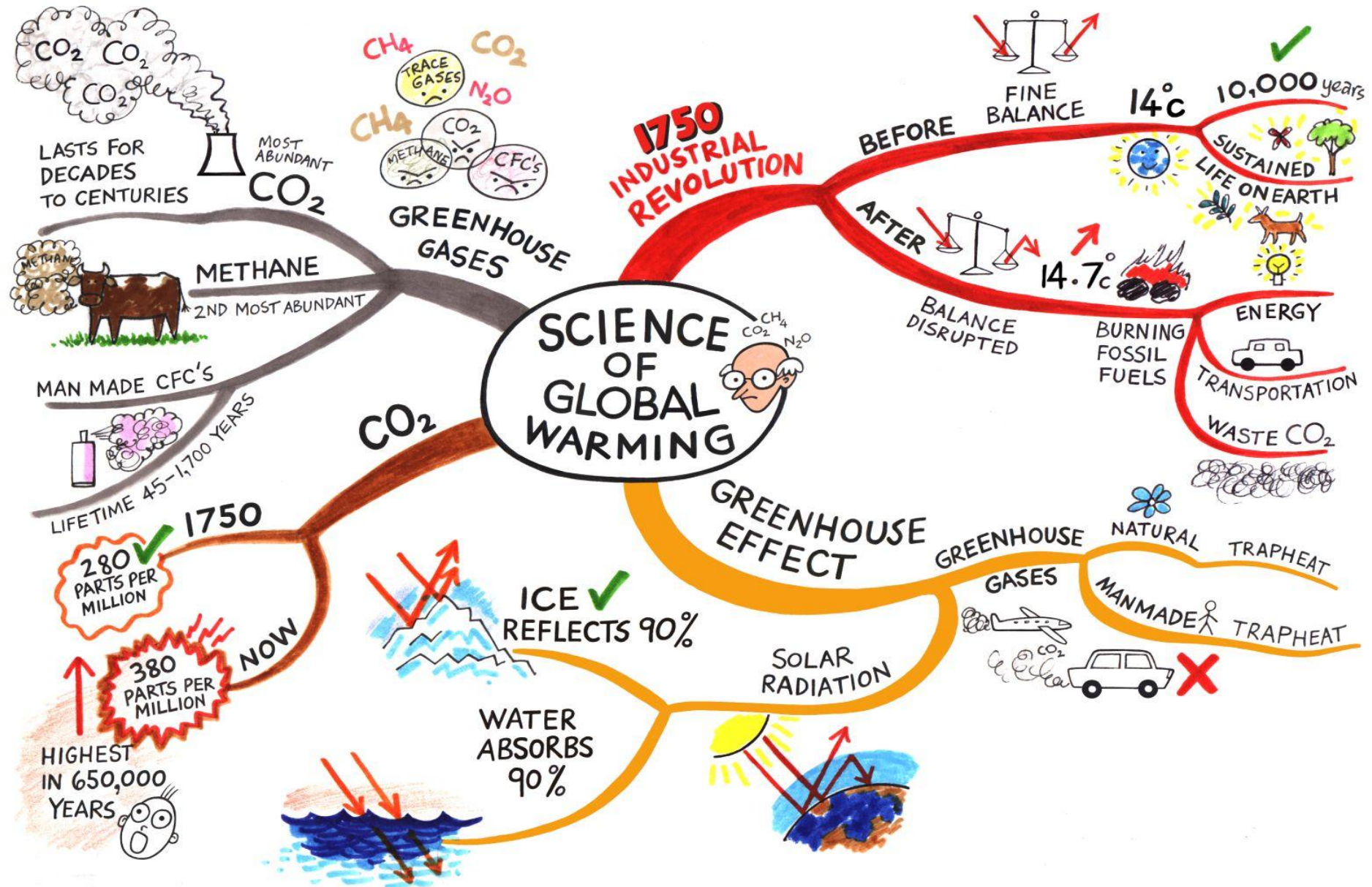
What makes an effective mind map?

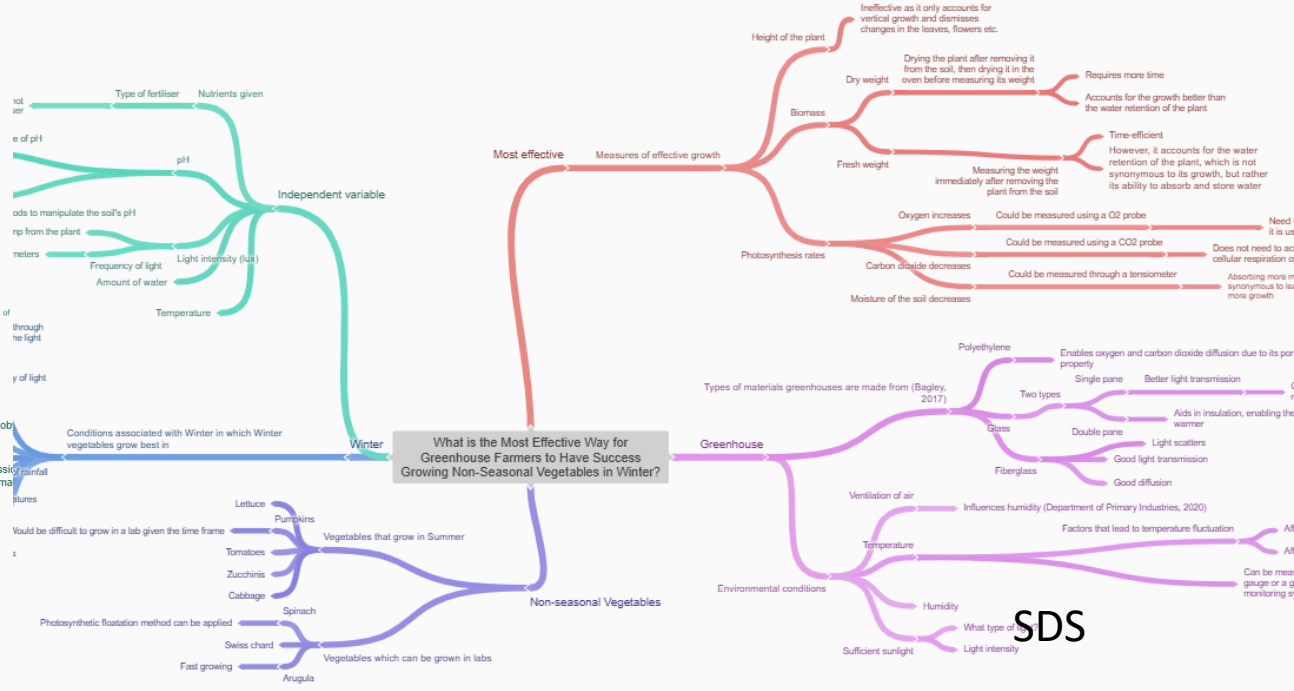
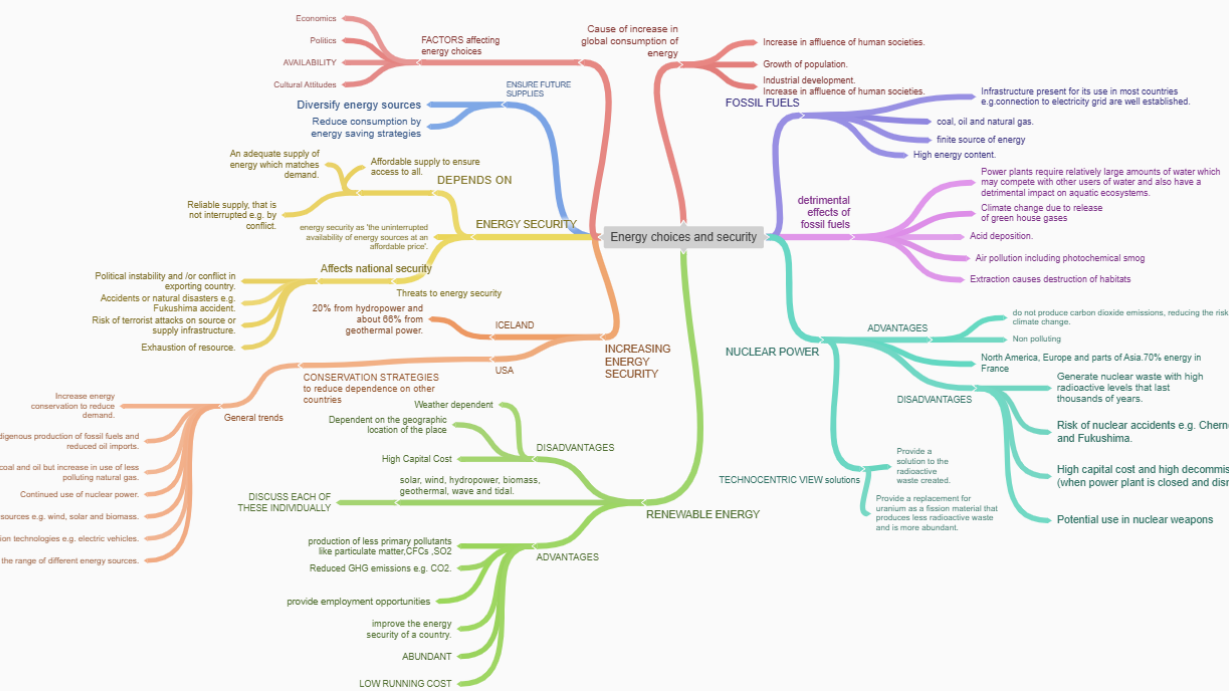
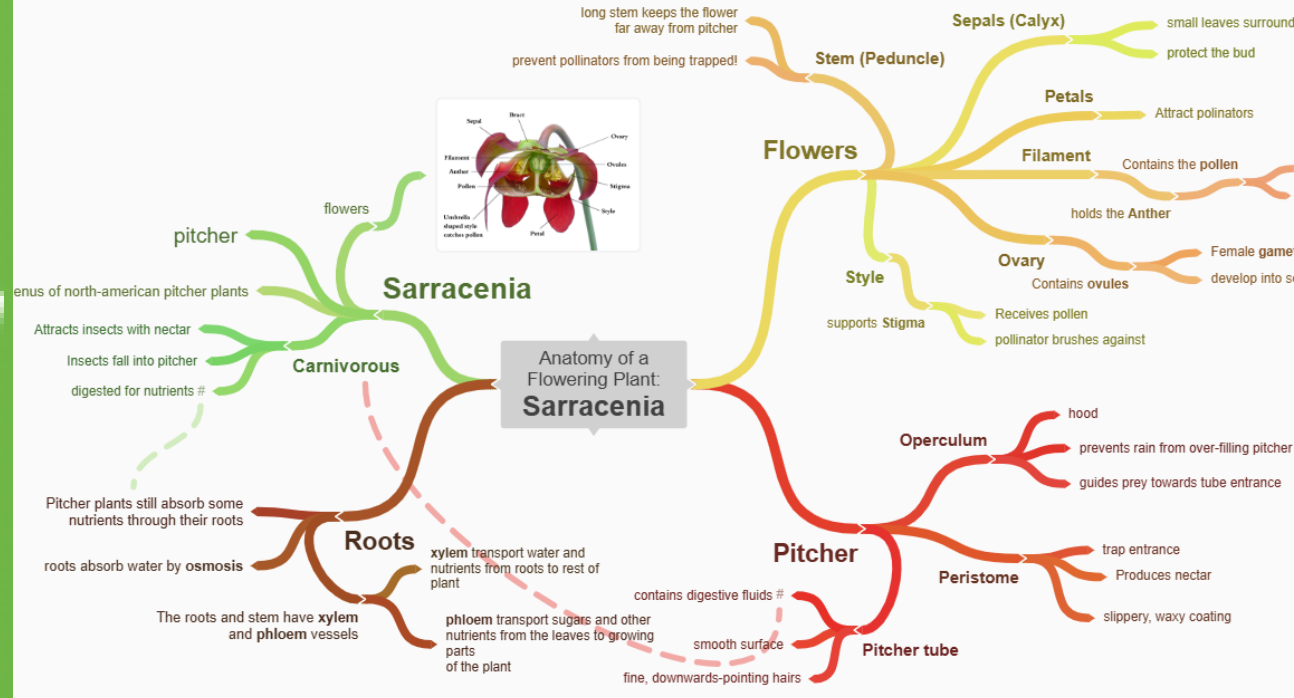


Mind Maps

- Make them memorable! Sometimes weird things work wonders.
- Use colour! Bright colours helps your brain to remember what it's doing.
- Shapes also have the same effect as colour, so add them too. Adding shapes and colour also helps to increase enjoyment, which is only going to help your brain to stay focused.
- Use drawings – even if you're not a good artist! A visual stimulant is always useful for helping you to remember.
- Use them as a tool **at the start of revision sessions**. Use them to identify what you do know, and gaps in your knowledge that could use some work.

Is this an effective mind map?





SDS

Revision strategy :-

Chunking

This is breaking up a big piece of information into smaller chunks. One way to use this strategy is to draw out key numbers and words and use them to act as hooks to remember larger amounts of information.

1st split the information into sentences. 2nd choose two/ three key words from the sentence.

You could highlight the important parts.

Piece of information	Key words
<p>We look around and see that everything has been designed. For example People look at the way that DNA works , it decides everything about a person – Surely this couldn't happen just by accident. If something is designed then it must have had someone design it otherwise how would it have come into existence In other words everything has a designer. The world is to complicated to have been designed by man so therefore something beyond mans experience must be the designer. In other words this designer must be something we call God. If God designed the world then God must exist.</p>	<p>Everything has been designed.</p> <p>Everything has a designer</p> <p>This designer we call God</p> <p>God must exist.</p>

Now simply learn the key words. Then turn to your partner with the two/three words and explain the design argument.

Cornell Two-Column Notes

Keywords:

Notes:

Types of Matter

Solids

I. Solids

A. Have a definite shape

B. Have a definite volume

Liquids

II. Liquids

A. Do not have a definite shape

B. Have a definite volume

Gases

III. Gases

A. Do not have a definite shape

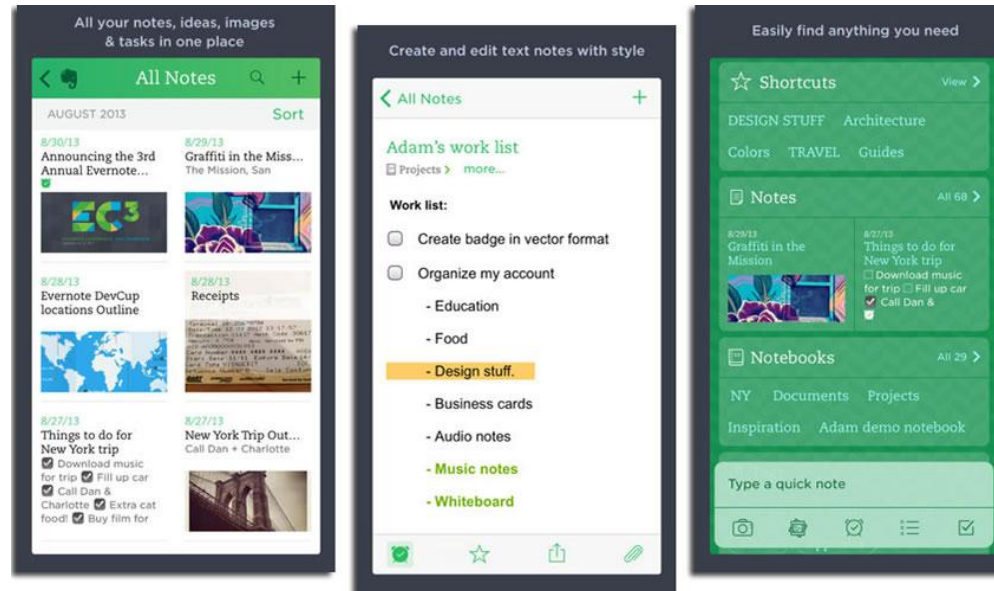
B. Do not have a definite volume

Summary:




(Insert summary of lecture after class.)

Evernote

- Take notes in a variety of ways to align your ideas, including text, audio, video, drawings, photos and web clippings.
- Use your phone camera to scan and digitise paper documents, such as articles and handwritten notes, and locate anything you need quickly with the app's search function.



Visual aids

Different Christians respond to social injustice in different ways:	images
Some pray for change	
Some help Christian charities. They believe that everyone is made in God's image, so everyone should help each other. Some examples of Christian charities are: CAFOD, CHRISTIAN AID, AMNESTY INTERNATIONAL.	 <small>ClipartOf.com/1145351</small>
Some protest peacefully, for example Martin Luther King who protested against racism in the USA in the 1950s and 60s.	

Revision strategy:-

Sticky notes

Create a sticky note for your room
Showing what Christians believe
about conscience.

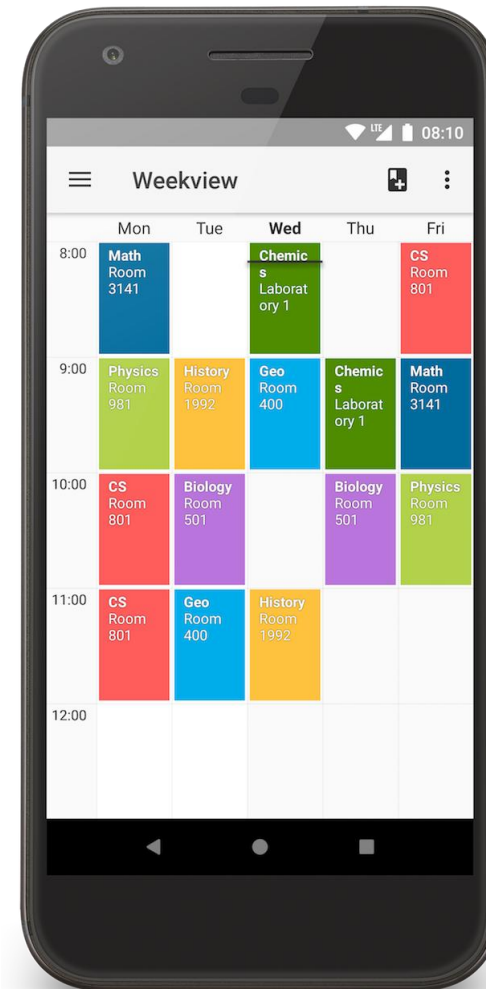
Conscience is not :-
1. Majority Opinion:
2. A Feeling

•Conscience is
•The minds
awareness of what is
right and wrong
•The minds
judgement on
whether what you
have done is right or
wrong
•Something which
needs to be informed

Conscience is
•Awareness of
God.
•Practical judgment
of the intellect
•Something which
should be listened
to

Timetable / My Class Timetable

- As simple as it sounds! Use the app to create your very own study schedule and map out important deadlines.
- It also has other little helpful features, like muting your phone in class! You could set this up to mute your phone during designated revision hours.



Todoist



- Todoist is a simple, classic version of your pen-and-paper to-do list.
- If you're looking for a well-designed, no-frills app to help keep you organised, Todoist includes any features you'll need.
- You can add tasks and documents and also set up alerts.

Pomodoro

- There are several apps that are born from the Pomodoro technique of working in 25 minute bursts.
- During those 25 minute slots, you can't work on anything other than your designated task.



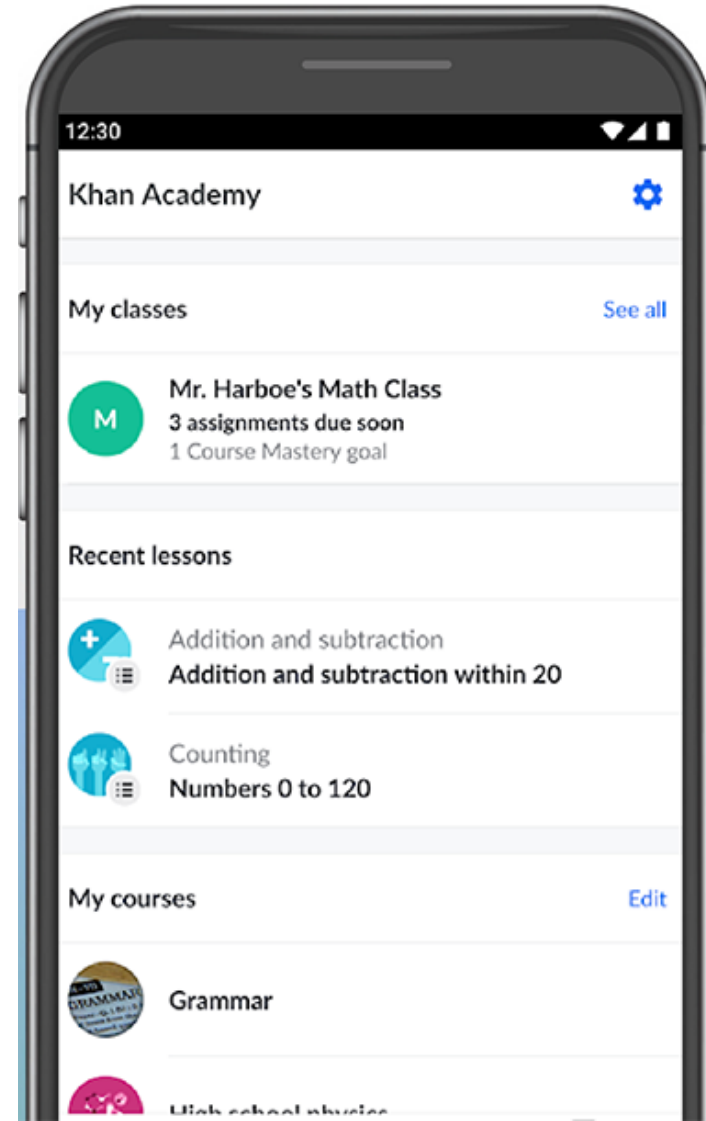
Khan Academy

Khan Academy offers a massive library of free practice exercises, instructional videos, and study guides covering a wide range of courses and subjects.

Khan Academy includes thousands of interactive lessons that provide real-time feedback with step-by-step hints to help you learn new concepts.


Users can also take their learning offline with downloadable lessons and videos.

On the app's website, users can access additional resources, like community discussions, computer programming content, test prep, parent tools, teacher tools, and district tools.



Useful YouTube

- A-Level Physics – [Science Shorts](#)
- A-Level Biology – [Ryan Toal](#)
- A-Level Chemistry – [Allery Chemistry](#)
- A-Level Maths – [Exam Solutions & Yacine Koucha](#)
- A-Level Further Maths – [Exam Solutions](#)
- A-Level Computer Science – [Craigndave](#) & [Computer Science Tutour](#)
- A-Level English Language – [Mr Bruff](#)
- A-Level English Literature – [Mr Bruff](#)





MyTutor